

InSync[™] C

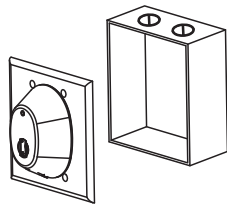
SAFLOK[™] InSync[™] C products provide a variety of alternatives when addressing community access control. Whether you are controlling building entry openings, common area rooms, doors with exit devices, parking gates, or pedestrian gates, InSync[™] C has a product for that application. InSync[™] C products are available as either stand-alone battery operated door locks or hard-wired AC/DC electrically powered devices designed to work in conjunction with other electronic latching hardware. This family of products can also be used to control elevators and used in conjunction with intercom systems.



Security Access Manager

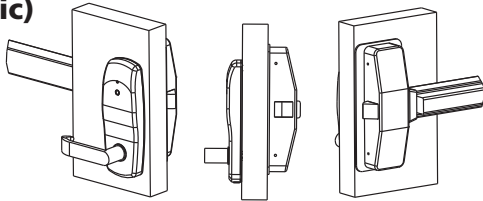
InSync C includes:

CR (RCU)



- Remote control unit switch works with electrified locking devices
- Controls electric strikes and magnetic latches of up to 24 volts AC/DC
- Powered by 12-24 volts AC/DC

CP (Panic)



- In rim or vertical exit hardware for common area doors
- Interfaces with the following exit devices:

Detex Advantex 10 Series Rim Exit Device
Detex Advantex 20 Series Vertical Rod Exit Device

Hand: Non-handed

Mounting height:
40" above finished floor

Stock: 36" door width (standard);
48" door width available at an upcharge

Stile width:
4-5/8" with standard 99 strike
4-1/8" with optional 98 strike

Door types: Wood, hollow metal, fiberglass, or aluminum

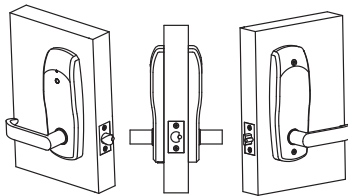
Latch bolts: Stainless steel dead-locking; Pullman-type top latch

Door requirements:
Fits standard 1-3/4" - 2-1/4" doors

Also compatible with the American Eagle 4200R Rim, Dorma 9300 Rim, Dorma 9400 Vertical, Falcon 25-Series Rim and Vertical, Hager 4500 Rim, Monarch 18R* Rim, Monarch 18V* Vertical, Sargent 8888F Rim, Von Duprin 98/99 Rim, and Von Duprin 98/99 Vertical exit devices for retrofits (not stocked by SAFLOK). Exit device specs vary by product.

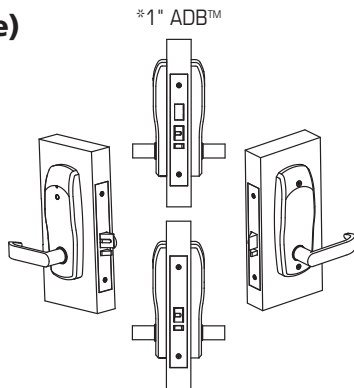
* No longer manufactured

CL (Latch)



- Single motion egress with common area electronics
- 5/8" tubular latch

CM (Mortise)



- *Optional 1" automatic dead bolt (ADB™)
- 3/4" anti-pick latch
- Single motion egress with common area electronics

Finishes (* Check for availability.)

Satin Chrome, Satin Brass, Bright Chrome, Bright Brass, *Dark Mahogany & *Satin Nickel



A Member of the Kaba Group

For worldwide office locations and contact information, visit us at www.saflok.com.

USA-Canada

Phone: **877.272.3565**

Europe · Middle East · Africa

Phone: **33.1.30.13.04.04**

Asia

Phone: **86.10.5861.3561**

Manufactured under one or more of the following patents:

U.S.: 4,177,657; 4,411,144; 4,534,194; 4,890,870; 5,198,643; 5,477,041; 5,820,177; 5,986,564; 7,051,561; D494,841; D501,131; D512,899; D519,021; D531,629; D533,009; D533,047; D533,762; D533,763; D535,629 CANADA: 1,252,854; 1,298,902 U.K. 2,010,375 Other U.S. and foreign patents pending

SAFLOK reserves the right to modify the characteristics and features of all products in this publication. ©2010 SAFLOK, all rights reserved.