

Perimeter and Facility Access Hardware

Saflok[™]
A Member of the Kaba Group



MT™ trim

SAFLOK™ Offers Premium Security

In today's challenging world, having a building that is safe and secure is essential. SAFLOK™, a global leader in developing and manufacturing state-of-the-art access management solutions, offers a full range of door hardware and exit devices designed for securing high-traffic access areas anywhere around the property.

Exit Device Hardware

SAFLOK™ offers a series of exit device hardware that is compatible with mechanical and electrical applications. This hardware is manufactured for the most demanding access/egress applications.

Vertical Rod Exit Device: The Advantex 20 series is a surface-mounted vertical rod exit device with a modern touch bar design.

Rim Exit Device: The Advantex 10 series is a single-point rim latch with a modern touch bar design.

SAFLOK™ Panic Bar Locks, Combining the Best Features – Inside and Out

- Easy-to-install mechanical interface eliminates the need for an electrician
- No wires running through the door, frame, or hinges
- Self-contained battery allows up to 60,000 entries
- ANSI Grade 1 rating
- Auditable entries
- Auto latch/unlatch feature makes manual dogging unnecessary
- UL fire rated (optional)

Exit Device Hardware

Advantex 10 Series Rim Exit Device Advantex 20 Series Vertical Rod Exit Device

Hand: Non-handed

Stock: 36" door width (standard);
48" door width available at an upcharge

Door types: Wood, hollow metal,
fiberglass, or aluminum

Door requirements:
Fits standard 1-3/4" - 2-1/4" doors

Mounting height:
40" above finished floor

Stile width:
4-5/8" with standard 99 strike
4-1/8" with optional 98 strike

Latch bolts: Stainless steel
dead-locking; Pullman-type top latch



Available finishes*:

Bright Brass
Satin Brass
Bright Stainless Steel
Satin Stainless Steel

Other panic bar
options available.

Available locks:



MT™ RFID



ädese™



MT™

*Check availability of finish for corresponding lock.


Remote Control Unit

- RCU switch works with electrified locking devices
- Fits into double-gang, deep-back switch box
- Controls electric locking devices up to 24 volts AC/DC
- Auto latch/unlatch feature eliminates need for manual dogging in System 6000™
- Latch/unlatch keys accepted in both System 6000™ and DeskLinc™
- SPDT 5A@30VDC relay with common, normally open and normally closed contact
- Optional rain hood
- Messenger™ option requires plastic box

Voltage: 12-24 AC/DC

Outside dimensions:
4.65" W x 4.59" H

Finishes:
Dark Mahogany
Satin Brass PVD
Satin Stainless



Quantum™ RFID RCU

- RCU switch works with electrified locking devices
- Fits into double-gang switch box
- Controls electric locking devices up to 24 volts AC/DC
- Auto latch/unlatch feature eliminates need for manual dogging
- SPDT 5A@30VDC relay with common, normally open and normally closed contact

Voltage: 12-24 AC/DC

Outside dimensions:
4.56" W x 4.50" H x
0.75" D

Plate finishes:
Bright Brass
Bright Chrome
Satin Brass
Satin Chrome
Dark Oxidized



Narrow Stile



The narrow stile is designed to retract when electrical power is applied

Adams Rite 8800 Series

Sizes: 36" standard, (also 30", 42", and 48")

Door requirements: 1-3/4" standard, up to 2-1/4"

Mounting height: 40-1/4" from CL to finished floor

Minimum stile: 2"

Available finish: Satin Aluminum and Dark Mahogany

Electric Strike



The electric strike is designed to release the door-locking mechanism when electrical power is applied. It works with mortise, rim, and cylindrical locks. Different models and sizes are available depending on the application. All models are fail-secure.

Holding force: 1,000 lbs.

Voltage: 24 VDC 1.5A

Size: 4-7/8", 7", or 11"

Available finishes: Satin Stainless and Dark Oxidized

Electro-magnetic Lock



Voltage: 12 or 24 VDC (field-selectable)

Magnet size: 8-13/16" W x 2-13/16" H x 1-9/16" D
(225 mm x 56 mm x 40 mm)

Armature size: 9" W x 2-1/4" H x 1/2" D
(230 mm x 57 mm x 14 mm)

Holding force: 1,200 lbs.

Available finishes: Satin Aluminum and Dark Mahogany

SAFLOK™ offers an electro-magnetic locking device for perimeter doors. This locking unit provides over 1,200 pounds of locking force when activated. It is available in single- or double-magnet configurations.

Motion Detector

When approaching the door the motion detector will automatically unlock, allowing entry. The unit's sensitivity is adjustable.



Input power: 12 or 24 VDC or VAC (field-selectable)

35 mA @ 12 VDC, 38 mA @ 24 VDC

38 mA avg. @ 12VAC, 45 mA avg. @ 24 VAC

Relay: Two Form "C" contact sets rated 1.0 amp @ 30 VDC maximum for DC-resistive loads

Temperature range: -20° to +120° F (-29° to +49° C).
For U.L.-certified installations, the temperature range is 32° to 120° F (0° to 49° C.)

Refer to installation guide.

Enclosure: 6-1/4" W x 1-1/2" H x 1-1/2" D
(158 mm x 38 mm x 38 mm)

Exit Button

The exit button is a palm-sized button designed to deactivate electronic locking devices. It is used for manual egress and works in conjunction with other types of entry/exit devices.



Touch Bar Exit Device

The touch bar exit device is ideally suited to allow manual egress of electro-magnetic locks, remote alarms, and other security devices. The touch bar comes in a kit, which includes the touch bar, a wire loop and pull handle. See application diagrams on pages 5 and 6.

SPDT rated: 5A, 250 VAC

Available finishes:
Satin Aluminum and
Dark Mahogany



Intercom

The intercom system allows communication with anyone trying to gain entry through the perimeter doors. It comes with an intercom base, speaker with call button, and a power supply. It also allows remote entry depending on perimeter hardware currently in use.

Power source: AC 12 – 16V or DC 12 – 24V

Consumption: Max. 4W (AC 16V), Max. 200 mA (DC 24V)

Calling: Electronic continuous tone (from door to master)
Electronic continuous tone or voice (from master to door)

Output: 100 mW

Wiring: Two non-polarized wires and two wires for door release

Contact capacity for door release:

Max. AC 30V, 1A, Max. DC 30V, 1A

Distance: 390' (24 AWG), 650' (22 AWG), 980' (20 AWG),
1,570' (18 AWG), 2,360' (16 AWG)

Dimensions: 5-1/2" W x 7" H x 2-1/4" D
(143 mm x 180 mm x 55 mm)



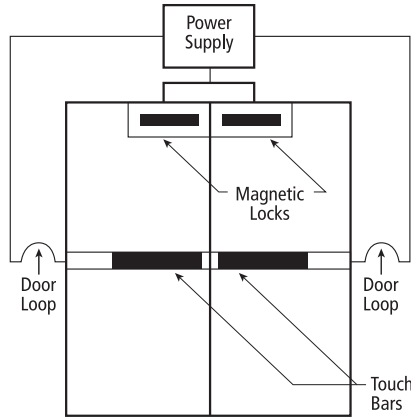
Suggested Applications

Active Double Doors

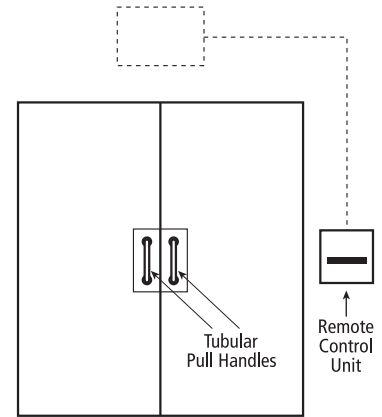
Magnetic locks with touch bars

KIT COMPONENTS:

- One power supply
- Two magnetic locks
- Two touch bars (inside)
- Remote control unit (outside)
- Tubular pull handles (outside)



Interior View

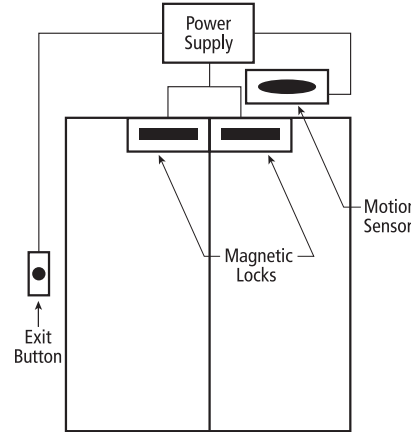


Exterior View

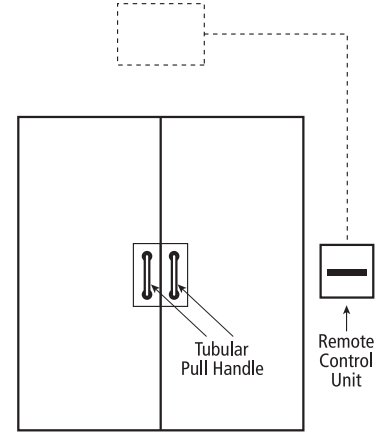
Magnetic locks with motion sensor and exit button

KIT COMPONENTS:

- One power supply
- Two magnetic locks
- Exit button (inside)
- Motion sensor (inside)
- Remote control unit (outside)
- Tubular pull handles (outside)



Interior Side



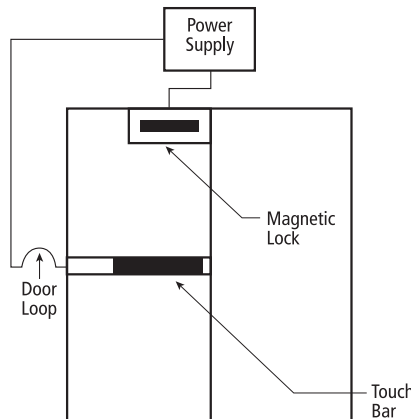
Exterior Side

Double Doors with One Active

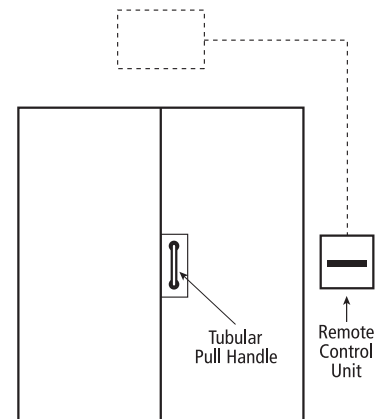
Magnetic locks with touch bar

KIT COMPONENTS:

- One power supply
- One magnetic lock
- One touch bar (inside)
- Remote control unit (outside)
- Tubular pull handle (outside)



Interior View

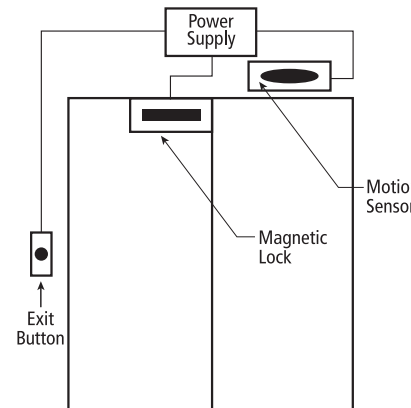


Exterior View

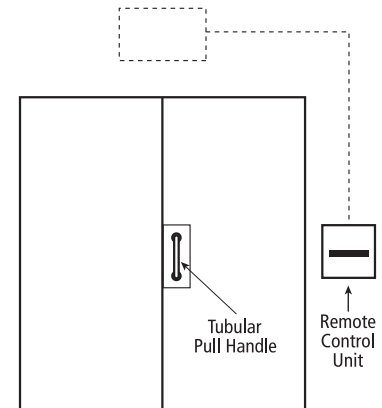
Magnetic locks with motion sensor and exit button

KIT COMPONENTS:

- One power supply
- One magnetic lock
- Exit button (inside)
- Motion sensor (inside)
- Remote control unit (outside)
- Tubular pull handle (outside)



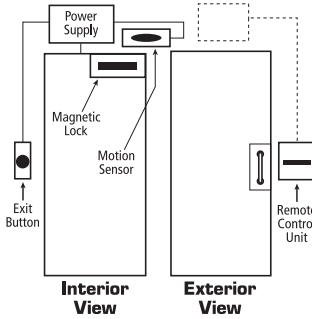
Interior View



Exterior View

Single Door Magnetic Locks with Different Egress Devices

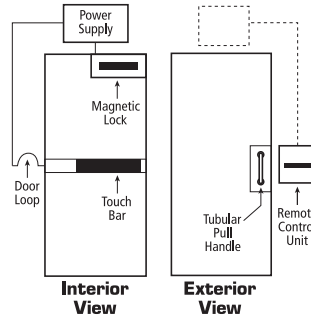
Magnetic lock with motion sensor and exit button



COMPONENTS:

- One power supply
- One magnetic lock
- Exit button (inside)
- Motion sensor (inside)
- Remote control unit (outside)

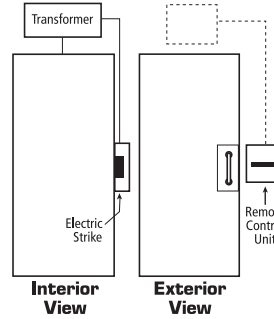
Magnetic lock with touch bar



COMPONENTS:

- One power supply
- One magnetic lock
- One touch bar (inside)
- Remote control unit (outside)
- Tubular pull handle (outside)

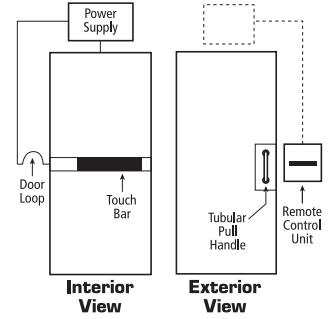
Electric strike



COMPONENTS:

- One transformer
- One electric strike
- Remote control unit (outside)

Narrow stile



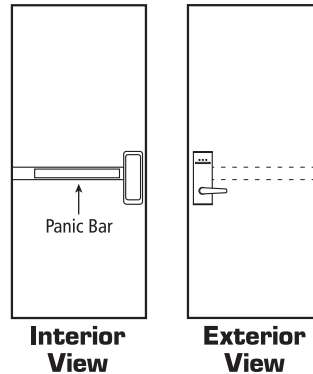
COMPONENTS:

- One power supply
- One electrified panic bar (inside)
- Remote control unit (outside)
- Tubular pull handle (outside)
- Door loop

Rim Exit Device

KIT COMPONENTS:

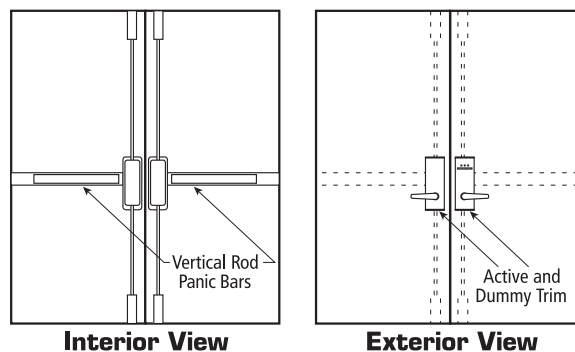
- Mounting plate
- Mounting hardware
- SAFLOK™ rim panic lock



Vertical Rod Exit Device

KIT COMPONENTS:

- Mounting plate
- Mounting hardware
- SAFLOK™ vertical rod panic lock



Elevator Control



SAFLOK™ offers an elevator control unit (ECU) and a multi-channel elevator control unit (MCECU). The elevator control unit is a single relay that controls access to certain floors on the property.

The MCECU's most distinctive feature is that it enables up to 12 pass levels, while a standard RCU and ECU can only be programmed to permit a single pass level. The MCECU card reader can be installed on each elevator and is connected to a box containing a processor circuit with up to 12 relays on it.

When a card having one or more pass levels on it is read, the appropriate relay(s) will switch to allow recognition of the floor buttons that each one controls.

All this translates into greater access control. Keycards can be encoded to grant access to only one of the controlled floors, all the controlled floors, or any combination in between the 12 passes.

MCECU Control Room Option

While standard serial communication is generally limited to a distance of 15 feet, the control room option allows the controls to be placed in a separate elevator control room, not the car itself. To communicate between the control room and the elevator car, the device converts serial TTL communication to RS422 communication. Cable is not included.



For worldwide office locations and contact information, visit us at www.saflok.com.

USA · Canada

Phone: **877.272.3565**

Europe · Middle East · Africa

Phone: **33.1.30.13.04.04**

Asia

Phone: **86.10.5861.3561**



Manufactured under one or more of the following patents:
U.S.: 4,177,657; 4,411,144; 4,534,194; 4,890,870; 5,198,643;
5,477,041; 5,820,177; 5,986,564; 7,051,561; D494,841; D501,131
D512,899; D519,021; D531,629; D533,009; D533,047; D533,762;
D533,763; D535,629 CANADA: 1,252,854; 1,298,902
U.K. 2,010,375
Other U.S. and foreign patents pending

SAFLOK reserves the right to modify the characteristics and features of all products in this publication.
©2008 SAFLOK, all rights reserved.